

STYLE THAT STANDS THE TEST OF TIME



The white oak and real wood veneer
door collection from JELD-WEN



REAL WOOD, TIMELESS APPEAL

JELD-WEN's white oak and real wood veneer doors combine lasting natural quality with the instant appeal of affordability and choice.

Our ranges are traditionally crafted with style and elegance, so our high-quality doors always look contemporary.

CONTENTS

Our range	04
At a glance guide	06
Style inspiration	08
Primed and moulded	10
White oak doors	12
Real wood veneers	24
Room dividers	30
White oak pairs	36
Bi-fold doors	40
Sliding wardrobe system	42
External doors	44
Patio doorsets	48
Finishing advice	52
General specification	54
Commitments & guarantees	55





INTRODUCING OUR RANGE

Whether you want to make a property lighter with a brilliant-cut glazed door, create a whole new room with a room divider, or add in a fire door for safety-conscious customers, we've got the right door for you.

Built with traditional construction techniques and suited to fit most situations, they're high quality doors that look beautiful. We've got the latest popular designs and styles on express delivery too, so our doors can be with you when you need them.

- ✓ Crafted from high quality American white oak and real wood veneers
- ✓ Extensive range of internal folding room dividers, pairs and bi-folds
- ✓ Traditional, solid construction with 10 year guarantees
- ✓ The latest popular designs and styles on express delivery
- ✓ Plus a fantastic selection of fire doors across the range





White oak doors

Crafted from high quality American white oak, these classic doors have timeless appeal – sturdy, strong and stylish.

Real wood veneer doors

Made from real wood veneer, the natural grain of these doors give a quality feel. The perfect choice for customers who appreciate the appeal of natural timber but want a sleek and contemporary finish.

Fire doors

Our fire resistant fire doors come in a range of thicknesses – 35mm, 44mm and 54mm – perfect for any project.

Different styles

Choose from a wide range of designs and styles, including panel and glazing options, pairs, bi-fold doors and room dividers. Whatever you need to complete the job, we've got it.

Exterior doors

Show quality from the outside too with our huge selection of white oak exterior doors.

Patio doorsets




From creating access to a garden, to flooding a space with light, our selection of patio doors can transform a room.

AT A GLANCE

Take a look at the table below to find which of our doors has the feature you require. From different finishing options, sizes and styles, we have the right door for you.

Range	Door finish		Fire Doors			
	Unfinished	Fully finished	35mm	44mm	54mm	Glazing option
White Oak Oregon 6 panel	●		●	●		
White Oak Oregon 4 panel	●		●	●		
White Oak Oregon Mackintosh glazed	●					
White Oak Oregon 2 light glazed	●			●		
White Oak Oregon 10 light	●					
White Oak Oregon 15 light	●					
White Oak Oregon Cottage FLB	●					
White Oak Oregon Cottage	●		●	●		
White Oak Oregon Cottage etch glazed	●					
White Oak Oregon Cottage 6 light	●					
White Oak Cottage Horizontal	●			●		
White Oak Cottage Horizontal clear glazed	●					
White Oak Shaker 1 panel	●					
White Oak Shaker Mackintosh 4 light glazed	●					
White Oak Shaker Recessed Cottage Panel	●					
White Oak Shaker 4 panel	●			●		
White Oak Shaker 2 panel	●					
White Oak Shaker 1 light	●					
White Oak Shaker 4 light	●					
White Oak Shaker 2 light	●					
White Oak Aston 3 panel	●			●		
White Oak Aston 3 light	●					
White Oak Cube	●					
White Oak Cube 3 light etch glazed	●					
White Oak Louis	●			●		
White Oak Louis 6 light	●					
White Oak Newstead 2 panel	●					
White Oak Huntingdon 6 light	●					
White Oak Worcester	●			●		
White Oak Worcester clear glazed	●					
Veneer White Oak Fusion		●		●	●	
Veneer White Oak Fusion 3 light		●				
Veneer White Oak fusion 1 light		●				
Veneer Walnut Fusion		●		●	●	
Veneer Walnut Fusion 3 light		●				
Veneer Walnut Fusion 1 light		●				
Veneer White Oak Inlay		●		●	●	
Veneer White Oak Inlay 4 light		●				
Veneer Zebrano		●		●	●	
Veneer Koto		●	●	●	●	●
Veneer White Oak		●	●	●	●	●
Veneer Beech		●	●	●	●	●
Veneer Sapele		●	●	●	●	●
Veneer Ash		●	●	●	●	●
Veneer Walnut		●	●	●	●	●

For primed timber feature, moulded and other door options please see the main JELD-WEN catalogue or visit www.jeld-wen.co.uk

Key	
	In stock – available on express delivery
	Certain sizes in stock – check availability
	Available to order

[illegible]

STYLE INSPIRATION

From making a room lighter with a glazed room divider, to transforming a bedroom with beautiful sliding wardrobe doors or choosing a statement front door, we've got the look and style you want for every room – at an affordable price.





PRIMED TIMBER FEATURE AND MOULDED DOORS

Our primed timber feature and moulded doors come in a large range of styles to suit any home.

Moulded doors offer versatility with a choice of construction – lightweight, middleweight and heavyweight. For a large choice of fire doors, bi-fold doors and room dividers order the latest JELD-WEN catalogue or visit www.jeld-wen.co.uk

SEE OUR
MAIN
CATALOGUE
FOR MORE
DETAILS





WHITE OAK DOORS

BEST SELLER

Traditionally constructed, these classic timber doors offer stylish, affordable quality.

- Unfinished for site decoration
- Reduces sound transmission
- Choice of clear or obscure glazing options
- 35mm and 44mm thick fire door options
- Solid construction with 10 year guarantees
- Bi-fold and room divider options
- 5mm trim allowance on standard doors, fire doors no trim allowance on the top edge
- FSC® certified timber



Oregon 4 Panel

Oregon – Panel

This range of solid, heavyweight doors are unfinished so you can add your choice of clear lacquer, stain, varnish or paint. The raised and fielded panels give a classic look and there's also the option of a more contemporary flush or raised beaded detail too.



4 panel



**4 panel
bi-fold**



6 panel



**2 light glazed
flush bead**



**2 light glazed
raised bead**



**10 light clear
glazed**

See pages 14-15 for the full range.

Oregon – Cottage

The Cottage door offers a modern look with clean, vertical lines. This versatile style also has a co-ordinating glazed option with etch glass detail, plus they're available as bi-fold doors.



Panel



Etched glazed



6 light glazed



Bi-fold

See page 16 for the full range.



WHITE OAK DOORS



4 panel flush bead

BEST SELLER

1981x533x35mm	19WOAK4F
1981x610x35mm	20WOAK4F
1981x686x35mm	23WOAK4F
1981x762x35mm	26WOAK4F
1981x838x35mm	29WOAK4F
2032x813x35mm	28WOAK4F
2040x626x40mm	626WOAK4F
2040x726x40mm	726WOAK4F
2040x826x40mm	826WOAK4F



4 panel flush bead fire doors 35mm & 44mm thick

🔥 1981x686x35mm	23WOAK435F
🔥 1981x762x35mm	26WOAK435F
🔥 1981x838x35mm	29WOAK435F
🔥 1981x686x44mm	23WOAK4FF
🔥 1981x762x44mm	26WOAK4FF
🔥 1981x838x44mm	29WOAK4FF
🔥 2040x626x44mm	626WOAK4FF
🔥 2040x726x44mm	726WOAK4FF
🔥 2040x826x44mm	826WOAK4FF



4 panel raised bead

1981x610x35mm	20WOAK4B
1981x686x35mm	23WOAK4B
1981x762x35mm	26WOAK4B
1981x838x35mm	29WOAK4B
2032x813x35mm	28WOAK4B
2040x726x40mm	726WOAK4B
2040x826x40mm	826WOAK4B



4 panel raised bead fire doors 44mm thick

🔥 1981x686x44mm	23WOAK4BF
🔥 1981x762x44mm	26WOAK4BF
🔥 1981x838x44mm	29WOAK4BF
🔥 2040x726x44mm	726WOAK4BF
🔥 2040x826x44mm	826WOAK4BF



4 panel flush bead bi-fold

To fit opening sizes:

1981x610mm	26WOAK4FBI
1981x762mm	26WOAK4FBI



6 Panel flush bead

BEST SELLER

1981x610x35mm	20WOAK6F
1981x686x35mm	23WOAK6F
1981x762x35mm	26WOAK6F
1981x838x35mm	29WOAK6F
2032x813x35mm	28WOAK6F



6 panel flush bead fire doors 35mm & 44mm thick

🔥 1981x686x35mm	23WOAK635F
🔥 1981x762x35mm	26WOAK635F
🔥 1981x838x35mm	29WOAK635F
🔥 1981x686x44mm	23WOAK6FF
🔥 1981x762x44mm	26WOAK6FF
🔥 1981x838x44mm	29WOAK6FF

WHITE OAK DOORS






2 light clear glazed flush bead

1981x686x35mm	23OAK4F+BGC
1981x762x35mm	26OAK4F+BGC
1981x838x35mm	29OAK4F+BGC
2040x726x40mm	726OAK4F+BGC
2040x826x40mm	826OAK4F+BGC



2 light clear glazed fire doors 44mm thick

 1981x686x44mm	23OAK4FF+FGC
 1981x762x44mm	26OAK4FF+FGC
 1981x838x44mm	29OAK4FF+FGC



2 light clear glazed raised bead

1981x686x35mm	23OAK4B+BGC
1981x762x35mm	26OAK4B+BGC
1981x838x35mm	29OAK4B+BGC



2 light Mackintosh

1981x686x35mm	23IMACK2L
1981x762x35mm	26IMACK2L
1981x838x35mm	29IMACK2L



10 light clear glazed

1981x610x35mm	20WOAK10+GCF
1981x686x35mm	23WOAK10+GCF
1981x762x35mm	26WOAK10+GCF
1981x838x35mm	29WOAK10+GCF



15 light clear glazed

1981x610x35mm	20WOAK15+GCF
1981x686x35mm	23WOAK15+GCF
1981x762x35mm	26WOAK15+GCF
1981x838x35mm	29WOAK15+GCF
2040x726x40mm	726WOAK15+GCF
2040x826x40mm	826WOAK15+GCF



Oregon 2 light clear glazed flush bead

WHITE OAK DOORS



Cottage

1981x533x35mm	19WOAKFL
1981x610x35mm	20WOAKFL
1981x686x35mm	23WOAKFL
1981x762x35mm	26WOAKFL
1981x838x35mm	29WOAKFL
2032x813x35mm	28WOAKFL
2040x626x40mm	626WOAKFL
2040x726x40mm	726WOAKFL
2040x826x40mm	826WOAKFL



Cottage fire doors

35mm & 44mm thick

 1981x686x35mm	23WOAKFL35F
 1981x762x35mm	26WOAKFL35F
 1981x838x35mm	29WOAKFL35F
 1981x686x44mm	23WOAKFLF
 1981x762x44mm	26WOAKFLF
 1981x838x44mm	29WOAKFLF
 2040x626x44mm	626WOAKFLF
 2040x726x44mm	726WOAKFLF
 2040x826x44mm	826WOAKFLF



Cottage etch glazed

1981x686x35mm	23WOAKFL+GE
1981x762x35mm	26WOAKFL+GE
1981x838x35mm	29WOAKFL+GE



Cottage 6 light clear glazed

1981x686x35mm	23WOAKFL6+BGC
1981x762x35mm	26WOAKFL6+BGC
1981x838x35mm	29WOAKFL6+BGC



Cottage bi-fold

To fit opening sizes:

1981x610mm	20WOAKFLBI
1981x762mm	26WOAKFLBI



Cottage framed, ledged and braced

1981x686x35mm	23WOAKFLB
1981x762x35mm	26WOAKFLB
1981x838x35mm	29WOAKFLB



Cube

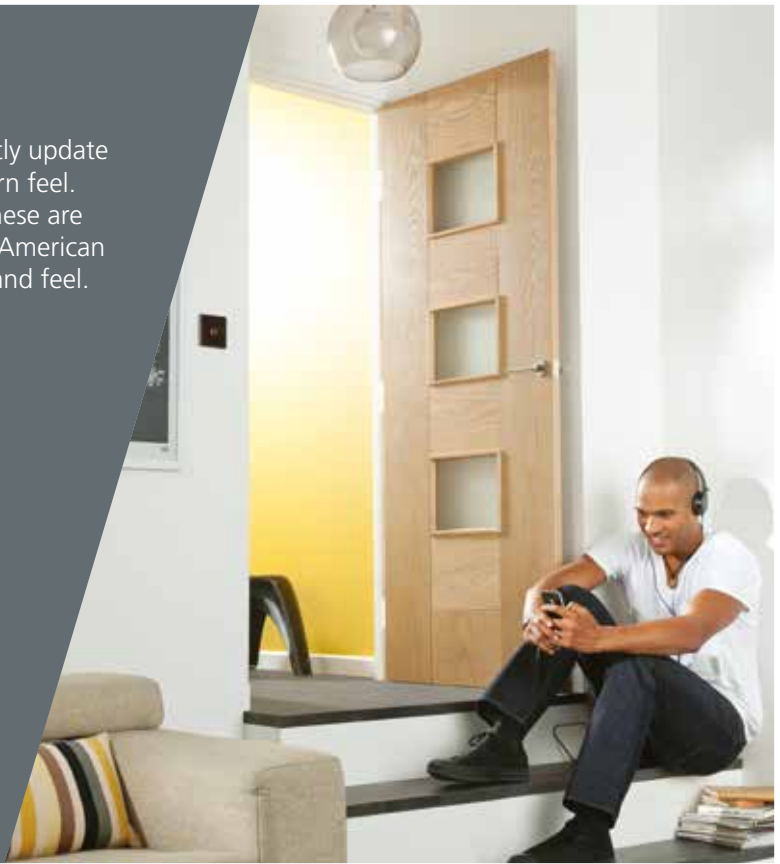
This cool, fresh design will instantly update a room, giving a high-end, modern feel. Available with a glazed option, these are manufactured using high quality American white oak for that superior look and feel.



Panel

Glazed

See page 20 for the full range.



Cottage Horizontal

The bold horizontal lines on these doors give a flash of individuality with a stylish twist. Glazed and panel design options give a versatility to this door which is also available as a fire door and room divider.



Panel

Glazed

See page 20 for the full range.



Worcester

A beautiful choice for a contemporary or classic home. These superior feature doors will enhance any home through the adaptable style which works well in any setting – old or new.



Panel

Glazed

See page 20 for the full range.



Aston

A chic, vertically panelled door can add the illusion of much sought-after height to a room. The stunning glazed option lets light into a room, and it's also available as a 30-minute fire door and room divider.



Panel

Glazed

See page 21 for the full range.

Louis

The attractive detailing and soft lines will give a traditional look to a room. This beautifully crafted door is also available in panel and glazed options.



Panel

Glazed

See page 21 for the full range.

WHITE OAK DOORS



Cube

1981x610x35mm	20OAKCUB
1981x686x35mm	23OAKCUB
1981x762x35mm	26OAKCUB
1981x838x35mm	29OAKCUB



Cube etched glazed

1981x686x35mm	23OAKCUB+GOF
1981x762x35mm	26OAKCUB+GOF
1981x838x35mm	29OAKCUB+GOF





Cottage Horizontal

1981x610x35mm	20OAKHFL
1981x686x35mm	23OAKHFL
1981x762x35mm	26OAKHFL
1981x838x35mm	29OAKHFL
2040x726x40mm	726OAKHFL
2040x826x40mm	826OAKHFL



Cottage Horizontal fire doors

44mm thick

 1981x686x44mm	23OAKHFLF
 1981x762x44mm	26OAKHFLF
 1981x838x44mm	29OAKHFLF
 2040x726x44mm	726OAKHFLF
 2040x826x44mm	826OAKHFLF



Cottage Horizontal clear glazed

1981x610x35mm	20OAKHFL+GCF
1981x686x35mm	23OAKHFL+GCF
1981x762x35mm	26OAKHFL+GCF
1981x838x35mm	29OAKHFL+GCF



Worcester

1981x610x35mm	20WORC
1981x686x35mm	23WORC
1981x762x35mm	26WORC
1981x838x35mm	29WORC
2040x726x40mm	726WORC
2040x826x40mm	826WORC



Worcester fire doors

44mm thick

 1981x686x44mm	23WORCF
 1981x762x44mm	26WORCF
 1981x838x44mm	29WORCF
 2040x726x44mm	726WORCF
 2040x826x44mm	826WORCF



Worcester clear glazed

1981x610x35mm	20WORC+GCF
1981x686x35mm	23WORC+GCF
1981x762x35mm	26WORC+GCF
1981x838x35mm	29WORC+GCF
2040x726x40mm	726WORC+GCF
2040x826x40mm	826WORC+GCF

WHITE OAK DOORS



Louis

1981x610x35mm	20OLOU
1981x686x35mm	23OLOU
1981x762x35mm	26OLOU
1981x838x35mm	29OLOU
2040x626x40mm	626OLOU
2040x726x40mm	726OLOU
2040x826x40mm	826OLOU



Louis fire doors 44mm thick

 1981x686x44mm	23OLOUF
 1981x762x44mm	26OLOUF
 1981x838x44mm	29OLOUF
 2040x626x44mm	626OLOUF
 2040x726x44mm	726OLOUF
 2040x826x44mm	826OLOUF



Louis clear glazed

1981x610x35mm	20OLOU+BGC
1981x686x35mm	23OLOU+BGC
1981x762x35mm	26OLOU+BGC
1981x838x35mm	29OLOU+BGC
2040x726x40mm	726OLOU+BGC
2040x826x40mm	826OLOU+BGC



Newstead 2 panel

1981x610x35mm	20WOAK2PA
1981x686x35mm	23WOAK2PA
1981x762x35mm	26WOAK2PA
1981x838x35mm	29WOAK2PA



Huntingdon 6 light clear glazed

1981x686x35mm	23WOAK2PA+GCF
1981x762x35mm	26WOAK2PA+GCF
1981x838x35mm	29WOAK2PA+GCF



Aston

1981x610x35mm	20WOAKAST
1981x686x35mm	23WOAKAST
1981x762x35mm	26WOAKAST
1981x838x35mm	29WOAKAST
2040x726x40mm	726WOAKAST
2040x826x40mm	826WOAKAST



Aston fire doors 44mm thick

 1981x686x44mm	23WOAKASTF
 1981x762x44mm	26WOAKASTF
 1981x838x44mm	29WOAKASTF
 2040x726x44mm	726WOAKASTF
 2040x826x44mm	826WOAKASTF



Aston obscure glazed

1981x686x35mm	23WOAKAST+GO
1981x762x35mm	26WOAKAST+GO
1981x838x35mm	29WOAKAST+GO

Aston clear glazed

1981x610x35mm	20WOAKAST+GC
1981x686x35mm	23WOAKAST+GC
1981x762x35mm	26WOAKAST+GC
1981x838x35mm	29WOAKAST+GC

Shaker

This is a popular range of versatile, flat panelled doors. The simple lines have clear hints of Shaker style furniture. It's available in a range of one, two or four panel designs and a choice of glazing options.

BEST SELLER

Shaker 4 light clear glazed

WHITE OAK DOORS



Shaker 1 panel

1981x610x35mm	20WOAKSHAK1
1981x686x35mm	23WOAKSHAK1
1981x762x35mm	26WOAKSHAK1
1981x838x35mm	29WOAKSHAK1
2032x813x35mm	28WOAKSHAK1
2040x726x40mm	726WOAKSHAK1
2040x826x40mm	826WOAKSHAK1



Shaker 1 light obscure glazed

1981x610x35mm	20WOAKSHAK1+GOF
1981x686x35mm	23WOAKSHAK1+GOF
1981x762x35mm	26WOAKSHAK1+GOF
1981x838x35mm	29WOAKSHAK1+GOF

WHITE OAK DOORS



Shaker 1 light clear glazed

1981x610x35mm	20WOAKSHAK1+GCF
1981x686x35mm	23WOAKSHAK1+GCF
1981x762x35mm	26WOAKSHAK1+GCF
1981x838x35mm	29WOAKSHAK1+GCF



Shaker 4 panel

1981x610x35mm	20WOAKSHAK4
1981x686x35mm	23WOAKSHAK4
1981x762x35mm	26WOAKSHAK4
1981x838x35mm	29WOAKSHAK4
2032x813x35mm	28WOAKSHAK4
2040x726x40mm	726WOAKSHAK4
2040x826x40mm	826WOAKSHAK4



Shaker 4 panel fire doors 44mm thick

1981x686x44mm	23WOAKSHAK4F
1981x762x44mm	26WOAKSHAK4F
1981x838x44mm	29WOAKSHAK4F
2040x726x44mm	726WOAKSHAK4F
2040x826x44mm	826WOAKSHAK4F



Shaker 4 light clear glazed

1981x610x35mm	20WOAKSHAK4+GCF
1981x686x35mm	23WOAKSHAK4+GCF
1981x762x35mm	26WOAKSHAK4+GCF
1981x838x35mm	29WOAKSHAK4+GCF
2040x726x40mm	726WOAKSHAK4+GC
2040x826x40mm	826WOAKSHAK4+GC



NEW

Shaker 4 light glazed Mackintosh

1981x686x35mm	23IMACK4L
1981x762x35mm	26IMACK4L
1981x838x35mm	29IMACK4L



NEW

Shaker recessed cottage panel

1981x610x35mm	20WOAKSHAKFL
1981x686x35mm	23WOAKSHAKFL
1981x762x35mm	26WOAKSHAKFL
1981x838x35mm	29WOAKSHAKFL



NEW

Shaker 2 light clear glazed

1981x686x35mm	23WOAK2PV+GCF
1981x762x35mm	26WOAK2PV+GCF
1981x838x35mm	29WOAK2PV+GCF



Shaker 2 panel

1981x610x35mm	20WOAK2PV
1981x686x35mm	23WOAK2PV
1981x762x35mm	26WOAK2PV
1981x838x35mm	29WOAK2PV

REAL WOOD VENEERS

SELECTION RANGE

This is a popular range of supple and elegant, flush doors.

- Fully finished faces of doors, unfinished edges for site decoration
- Fire door options available
- Solid core construction for added sound insulation
- Popular sizes now in stock
- 4mm trim allowance on 2 long edges, 6mm on top and bottom. Fire doors; no trim allowance on the top edge



White Oak Inlay

White Oak Fusion

BEST SELLER

This versatile door with clean, modern lines is one of our best-selling styles. The beautiful effects of natural wood add a touch of refinement to this uncomplicated door.



Panel



3 light glazed



1 light clear glazed

See page 27 for the full range.



Walnut Fusion

This deeper hue adds an accent of classic sophistication. Sturdy and simple, this style, which is also available as a fire door, will fit seamlessly into a contemporary or traditional home.



Panel



3 light glazed



1 light clear glazed

See pages 27-28 for the full range.



White Oak Inlay

Provides a stylish, luxury appearance to any modern home. Effortlessly sleek with a 35mm heavyweight core, this is also available as a 44mm and 54mm thick fire door.



Panel

4 light glazed

See page 28 for the full range.



Zebrano

When you need to add that designer look and feel to a room, try the Zebrano with vertical lines. The muted shade reveals the wood veneer brilliantly, perfect for customers who are drawn to real timber.



Panel

See page 28 for the full range.



REAL WOOD VENEERS – SELECTION RANGE



White Oak Fusion

1981x610x35mm	20WOKHVSSC
1981x686x35mm	23WOKHVSSC
1981x762x35mm	26WOKHVSSC
1981x838x35mm	29WOKHVSSC



White Oak Fusion 1 light clear glazed

1981x762x35mm	26WOKHVSSC1+GCF
1981x838x35mm	29WOKHVSSC1+GCF



White Oak Fusion fire doors

44mm thick

🔥 1981x610x44mm	20WOKHVSF
🔥 1981x686x44mm	23WOKHVSF
🔥 1981x762x44mm	26WOKHVSF
🔥 1981x838x44mm	29WOKHVSF
🔥 2040x626x44mm	626WOKHVSF
🔥 2040x726x44mm	726WOKHVSF
🔥 2040x826x44mm	826WOKHVSF
🔥 2040x926x44mm	926WOKHVSF

54mm thick

🔥 1981x610x54mm	20WOKHVSFD
🔥 1981x686x54mm	23WOKHVSFD
🔥 1981x762x54mm	26WOKHVSFD
🔥 1981x838x54mm	29WOKHVSFD
🔥 2040x626x54mm	626WOKHVSFD
🔥 2040x726x54mm	726WOKHVSFD
🔥 2040x826x54mm	826WOKHVSFD
🔥 2040x926x54mm	926WOKHVSFD



White Oak Fusion 3 light glazed

1981x686x35mm	23WOKHVSSC3+GCF
1981x762x35mm	26WOKHVSSC3+GCF
1981x838x35mm	29WOKHVSSC3+GCF



Walnut Fusion

1981x610x35mm	20WALHVSSC
1981x686x35mm	23WALHVSSC
1981x762x35mm	26WALHVSSC
1981x838x35mm	29WALHVSSC



Walnut Fusion fire doors

44mm thick

🔥 1981x610x44mm	20WALHVSF
🔥 1981x686x44mm	23WALHVSF
🔥 1981x762x44mm	26WALHVSF
🔥 1981x838x44mm	29WALHVSF
🔥 2040x626x44mm	626WALHVSF
🔥 2040x726x44mm	726WALHVSF
🔥 2040x826x44mm	826WALHVSF
🔥 2040x926x44mm	926WALHVSF

54mm thick

🔥 1981x610x54mm	20WALHVSFD
🔥 1981x686x54mm	23WALHVSFD
🔥 1981x762x54mm	26WALHVSFD
🔥 1981x838x54mm	29WALHVSFD
🔥 2040x626x54mm	626WALHVSFD
🔥 2040x726x54mm	726WALHVSFD
🔥 2040x826x54mm	826WALHVSFD
🔥 2040x926x54mm	926WALHVSFD

REAL WOOD VENEERS – SELECTION RANGE



Walnut Fusion 3 light clear glazed

1981x686x35mm	23WALHVSSC3+GCF
1981x762x35mm	26WALHVSSC3+GCF
1981x838x35mm	29WALHVSSC3+GCF



Walnut Fusion 1 light clear glazed

1981x762x35mm	26WALHVSSC1+GCF
1981x838x35mm	29WALHVSSC1+GCF



White Oak Inlay

1981x610x35mm	20WOK1PSC
1981x686x35mm	23WOK1PSC
1981x762x35mm	26WOK1PSC
1981x838x35mm	29WOK1PSC



White Oak Inlay 4 light clear glazed

1981x762x35mm	26WOK1PSC4+GCF
1981x838x35mm	29WOK1PSC4+GCF



White Oak Inlay fire doors 44mm thick

🔥 1981x610x44mm	20WOK1PF
🔥 1981x686x44mm	23WOK1PF
🔥 1981x762x44mm	26WOK1PF
🔥 1981x838x44mm	29WOK1PF
🔥 2040x626x44mm	626WOK1PF
🔥 2040x726x44mm	726WOK1PF
🔥 2040x826x44mm	826WOK1PF
🔥 2040x926x44mm	926WOK1PF

54mm thick

🔥 1981x610x54mm	20WOK1PFD
🔥 1981x686x54mm	23WOK1PFD
🔥 1981x762x54mm	26WOK1PFD
🔥 1981x838x54mm	29WOK1PFD
🔥 2040x626x54mm	626WOK1PFD
🔥 2040x726x54mm	726WOK1PFD
🔥 2040x826x54mm	826WOK1PFD
🔥 2040x926x54mm	926WOK1PFD



Zebrano

1981x610x35mm	20ZEBSC
1981x686x35mm	23ZEBSC
1981x762x35mm	26ZEBSC
1981x838x35mm	29ZEBSC



Zebrano fire doors

44 & 54mm thick

🔥 1981x610x44mm	20ZEBF
🔥 1981x686x44mm	23ZEBF
🔥 1981x762x44mm	26ZEBF
🔥 1981x838x44mm	29ZEBF
🔥 1981x610x54mm	20ZEBFD
🔥 1981x686x54mm	23ZEBFD
🔥 1981x762x54mm	26ZEBFD
🔥 1981x838x54mm	29ZEBFD

REAL WOOD VENEERS – STANDARD RANGE

The standard core specifications have fully finished faces of doors and unfinished edges for site finishing. The clean lines mean these doors are a really versatile option for any property.



Koto



White Oak



Beech



Sapele



Ash



Walnut

See our main catalogue for more information about this range including fire door and glazing options.



ROOM DIVIDERS

Internal folding sliding doors are a simple, stylish and beautiful way to divide a space and create a new area in a property. And we have a range of configuration options that can work around what you need.

The Room Fold designs are reversible so you can choose which way you want them to open and what configuration you prefer. There's a full slide to take the door all the way to one side, or single-door access for day-to-day use. Plus they're top hung with high quality brushed stainless steel hardware. Because there's no bottom track the flooring can remain exactly the same between rooms.

Doors are in equal sizes and have choices of 610mm wide or 686mm wide depending on the design to offer different frame widths.



DOOR CONFIGURATIONS

2+0



2 doors slide either to the left or to the right.

4+0



4 doors slide either to the left or to the right.

5+1



5 doors slide either to the left or to the right with 1 door hinged that opens independent to the others and 1 door hinged to the opposite side that also opens independent to the others.

3+0



3 doors slide either to the left or to the right with 1 door hinged that opens independent to the others.

4+1



4 doors slide either to the left or to the right with 1 door hinged to the opposite side that opens independent to the others.

6+0



6 doors slide either to the left or to the right.

3+1



3 doors slide either to the left or to the right with 1 door hinged that opens independent to the others.

5+0



5 doors slide either to the left or to the right with 1 door hinged that opens independent to the others.

3+3



3 doors slide to the left 3 to the right with 2 doors hinged that opens independent to the others.



COTTAGE HORIZONTAL AND ASTON



Cottage Horizontal clear glazed

Doors	Frame width	Code	Frame width	Code
2+0	1319mm	RF132+00HFLGC	1471mm	RF142+00HFLGC
3+0	1929mm	RF193+00HFLGC	2157mm	RF213+00HFLGC
3+1	2545mm	RF253+10HFLGC	2849mm	RF283+10HFLGC
4+0	2545mm	RF254+00HFLGC	2849mm	RF284+00HFLGC
4+1	3158mm	RF314+10HFLGC	3538mm	RF354+10HFLGC
5+0	3158mm	RF315+00HFLGC	3538mm	RF355+00HFLGC
5+1	3771mm	RF375+10HFLGC	4227mm	RF425+10HFLGC
6+0	3771mm	RF376+00HFLGC	4227mm	RF426+00HFLGC
3+3	3771mm	RF373+30HFLGC	4227mm	RF423+30HFLGC

Height: 2047mm. Supplied with oak frames.



Aston 3 panel

Doors	Frame width	Code	Frame width	Code
2+0	1319mm	RF132+00K3P	1471mm	RF142+00K3P
3+0	1929mm	RF193+00K3P	2157mm	RF213+00K3P
3+1	2545mm	RF253+10K3P	2849mm	RF283+10K3P
4+0	2545mm	RF254+00K3P	2849mm	RF284+00K3P
4+1	3158mm	RF314+10K3P	3538mm	RF354+10K3P
5+0	3158mm	RF315+00K3P	3538mm	RF355+00K3P
5+1	3771mm	RF375+10K3P	4227mm	RF425+10K3P
6+0	3771mm	RF376+00K3P	4227mm	RF426+00K3P
3+3	3771mm	RF373+30K3P	4227mm	RF423+30K3P

Height: 2047mm. Supplied with oak frames.



Aston clear glazed

Doors	Frame width	Code	Frame width	Code
2+0	1319mm	RF132+00K3GC	1471mm	RF142+00K3GC
3+0	1929mm	RF193+00K3GC	2157mm	RF213+00K3GC
3+1	2545mm	RF253+10K3GC	2849mm	RF283+10K3GC
4+0	2545mm	RF254+00K3GC	2849mm	RF284+00K3GC
4+1	3158mm	RF314+10K3GC	3538mm	RF354+10K3GC
5+0	3158mm	RF315+00K3GC	3538mm	RF355+00K3GC
5+1	3771mm	RF375+10K3GC	4227mm	RF425+10K3GC
6+0	3771mm	RF376+00K3GC	4227mm	RF426+00K3GC
3+3	3771mm	RF373+30K3GC	4227mm	RF423+30K3GC

Height: 2047mm. Supplied with oak frames.



Aston obscure glazed

Doors	Frame width	Code
2+0	1471mm	RF142+00K3GO
3+0	2157mm	RF213+00K3GO
3+1	2849mm	RF283+10K3GO
4+0	2849mm	RF284+00K3GO
4+1	3538mm	RF354+10K3GO
5+0	3538mm	RF355+00K3GO
5+1	4227mm	RF425+10K3GO
6+0	4227mm	RF426+00K3GO
3+3	4227mm	RF423+30K3GO

Height: 2047mm. Supplied with oak frames.

SHAKER



Shaker 1 light obscure glazed

Doors	Frame width	Code	Frame width	Code
2+0	1319mm	RF132+0OK1GO	1471mm	RF142+0OK1GO
3+0	1929mm	RF193+0OK1GO	2157mm	RF213+0OK1GO
3+1	2545mm	RF253+1OK1GO	2849mm	RF283+1OK1GO
4+0	2545mm	RF254+0OK1GO	2849mm	RF284+0OK1GO
4+1	3158mm	RF314+1OK1GO	3538mm	RF354+1OK1GO
5+0	3158mm	RF315+0OK1GO	3538mm	RF355+0OK1GO
5+1	3771mm	RF375+1OK1GO	4227mm	RF425+1OK1GO
6+0	3771mm	RF376+0OK1GO	4227mm	RF426+0OK1GO
3+3	3771mm	RF373+3OK1GO	4227mm	RF423+3OK1GO

Height: 2047mm. Supplied with oak frames.



Shaker 1 light clear glazed

Doors	Frame width	Code	Frame width	Code
2+0	1319mm	RF132+0OK1GC	1471mm	RF142+0OK1GC
3+0	1929mm	RF193+0OK1GC	2157mm	RF213+0OK1GC
3+1	2545mm	RF253+1OK1GC	2849mm	RF283+1OK1GC
4+0	2545mm	RF254+0OK1GC	2849mm	RF284+0OK1GC
4+1	3158mm	RF314+1OK1GC	3538mm	RF354+1OK1GC
5+0	3158mm	RF315+0OK1GC	3538mm	RF355+0OK1GC
5+1	3771mm	RF375+1OK1GC	4227mm	RF425+1OK1GC
6+0	3771mm	RF376+0OK1GC	4227mm	RF426+0OK1GC
3+3	3771mm	RF373+3OK1GC	4227mm	RF423+3OK1GC

Height: 2047mm. Supplied with oak frames.



Shaker 4 light clear glazed

Doors	Frame width	Code	Frame width	Code
2+0	1319mm	RF132+0OK4GC	1471mm	RF142+0OK4GC
3+0	1929mm	RF193+0OK4GC	2157mm	RF213+0OK4GC
3+1	2545mm	RF253+1OK4GC	2849mm	RF283+1OK4GC
4+0	2545mm	RF254+0OK4GC	2849mm	RF284+0OK4GC
4+1	3158mm	RF314+1OK4GC	3538mm	RF354+1OK4GC
5+0	3158mm	RF315+0OK4GC	3538mm	RF355+0OK4GC
5+1	3771mm	RF375+1OK4GC	4227mm	RF425+1OK4GC
6+0	3771mm	RF376+0OK4GC	4227mm	RF426+0OK4GC
3+3	3771mm	RF373+3OK4GC	4227mm	RF423+3OK4GC

Height: 2047mm. Supplied with oak frames.



WORCESTER AND LOUIS



Worcester clear glazed

Doors	Frame width	Code	Frame width	Code
2+0	1319mm	RF132+0WORGC	1471mm	RF142+0WORGC
3+0	1929mm	RF193+0WORGC	2157mm	RF213+0WORGC
3+1	2545mm	RF253+1WORGC	2849mm	RF283+1WORGC
4+0	2545mm	RF254+0WORGC	2849mm	RF284+0WORGC
4+1	3158mm	RF314+1WORGC	3538mm	RF354+1WORGC
5+0	3158mm	RF315+0WORGC	3538mm	RF355+0WORGC
5+1	3771mm	RF375+1WORGC	4227mm	RF425+1WORGC
6+0	3771mm	RF376+0WORGC	4227mm	RF426+0WORGC
3+3	3771mm	RF373+3WORGC	4227mm	RF426+3WORGC

Height: 2047mm. Supplied with oak frames.



Louis clear glazed

Doors	Frame width	Code	Frame width	Code
2+0	1319mm	RF132+0OLOUGC	1471mm	RF142+0OLOUGC
3+0	1929mm	RF193+0OLOUGC	2157mm	RF213+0OLOUGC
3+1	2545mm	RF253+1OLOUGC	2849mm	RF283+1OLOUGC
4+0	2545mm	RF254+0OLOUGC	2849mm	RF284+0OLOUGC
4+1	3158mm	RF314+1OLOUGC	3538mm	RF354+1OLOUGC
5+0	3158mm	RF315+0OLOUGC	3538mm	RF355+0OLOUGC
5+1	3771mm	RF375+1OLOUGC	4227mm	RF425+1OLOUGC
6+0	3771mm	RF376+0OLOUGC	4227mm	RF426+0OLOUGC
3+3	3771mm	RF373+3OLOUGC	4227mm	RF426+3OLOUGC

Height: 2047mm. Supplied with oak frames.



Louis clear glazed 3+1

OREGON COTTAGE AND PANEL



Oregon Cottage

Doors	Frame width	Code	Frame width	Code
2+0	1319mm	RF132+0OKFL	1471mm	RF142+0OKFL
3+0	1929mm	RF193+0OKFL	2157mm	RF213+0OKFL
3+1	2545mm	RF253+1OKFL	2849mm	RF283+1OKFL
4+0	2545mm	RF254+0OKFL	2849mm	RF284+0OKFL
4+1	3158mm	RF314+1OKFL	3538mm	RF354+1OKFL
5+0	3158mm	RF315+0OKFL	3538mm	RF355+0OKFL
5+1	3771mm	RF375+1OKFL	4227mm	RF425+1OKFL
6+0	3771mm	RF376+0OKFL	4227mm	RF426+0OKFL
3+3	3771mm	RF373+3OKFL	4227mm	RF423+3OKFL

Height: 2047mm. Supplied with oak frames.



Oregon Cottage etched glazed

Doors	Frame width	Code
2+0	1471mm	RF142+0OKFLGE
3+0	2157mm	RF213+0OKFLGE
3+1	2849mm	RF283+1OKFLGE
4+0	2849mm	RF284+0OKFLGE
4+1	3538mm	RF354+1OKFLGE
5+0	3538mm	RF355+0OKFLGE
5+1	4227mm	RF425+1OKFLGE
6+0	4227mm	RF426+0OKFLGE
3+3	4227mm	RF423+3OKFLGE

Height: 2047mm. Supplied with oak frames.



Oregon 4 panel

Doors	Frame width	Code	Frame width	Code
2+0	1319mm	RF132+0OK4P	1471mm	RF142+0OK4P
3+0	1929mm	RF193+0OK4P	2157mm	RF213+0OK4P
3+1	2545mm	RF253+1OK4P	2849mm	RF283+1OK4P
4+0	2545mm	RF254+0OK4P	2849mm	RF284+0OK4P
4+1	3158mm	RF314+1OK4P	3538mm	RF354+1OK4P
5+0	3158mm	RF315+0OK4P	3538mm	RF355+0OK4P
5+1	3771mm	RF375+1OK4P	4227mm	RF425+1OK4P
6+0	3771mm	RF376+0OK4P	4227mm	RF426+0OK4P
3+3	3771mm	RF373+3OK4P	4227mm	RF423+3OK4P

Height: 2047mm. Supplied with oak frames.



Oregon panel 2 light clear glazed

Doors	Frame width	Code
2+0	1471mm	RF142+0OK2TGC
3+0	2157mm	RF213+0OK2TGC
3+1	2849mm	RF283+1OK2TGC
4+0	2849mm	RF284+0OK2TGC
4+1	3538mm	RF354+1OK2TGC
5+0	3538mm	RF355+0OK2TGC
5+1	4227mm	RF425+1OK2TGC
6+0	4227mm	RF426+0OK2TGC
3+3	4227mm	RF423+3OK2TGC

Height: 2047mm. Supplied with oak frames.


WHITE OAK PAIRS

Create a more open space with internal door pairs. The glazed options allow light to flow into the room and is a beautiful way to define space in a home.




Shaker 1 light

WHITE OAK PAIRS



Oregon Cottage

1981x1229mm	40PRWOAKFL
1981x1381mm	46PRWOAKFL
1981x1533mm	50PRWOAKFL
1981x1658mm	56PRWOAKFL




Oregon cottage etched glazed

1981x1381mm	46PRWOAKFL+GE
1981x1533mm	50PRWOAK4FL+GE
1981x1685mm	56PRWOAK4FL+GE



Oregon 4 panel

1981x1229mm	40PRWOAK4F
1981x1381mm	46PRWOAK4F
1981x1533mm	50PRWOAK4F
1981x1685mm	56PRWOAK4F



Oregon 2 light clear glazed

1981x1381mm	46PRWOAK4F+GCF
1981x1533mm	50PRWOAK4F+GCF
1981x1685mm	56PRWOAK4F+GCF



If you want to add that extra finish to your paired doors, choose the oak pair maker, a decorative 'T' piece that is fitted to the edge on one door to cover the gap between the doors.


1981x37x9mm PYMSO

For more information, please see the main JELD-WEN catalogue

Shaker 4 light



WHITE OAK PAIRS



Shaker 1 light clear glazed

1981x1229mm	40PRWOAK1+GCF
1981x1381mm	46PRWOAK1+GCF
1981x1533mm	50PRWOAK1+GCF
1981x1685mm	56PRWOAK1+GCF




Shaker 4 light clear glazed

1981x1229mm	40PRWOAK4+GCF
1981x1381mm	46PRWOAK4+GCF
1981x1533mm	50PRWOAK4+GCF
1981x1685mm	56PRWOAK4+GCF



Shaker 4 panel

1981x1229mm	40PRWOAK4
1981x1381mm	46PRWOAK4
1981x1533mm	50PRWOAK4
1981x1685mm	56PRWOAK4



Aston clear glazed

1981x1229mm	40PRWOAKAST+GCF
1981x1381mm	46PRWOAKAST+GCF
1981x1533mm	50PRWOAKAST+GCF
1981x1685mm	56PRWOAKAST+GCF



Oregon Cottage



Oregon 4 panel



Shaker 4 panel 39

BI-FOLDS

Our bi-fold door options are the perfect design solution if you want flexibility in a property.

These beautiful versatile doors mean you can transform a space in seconds. Use them to create a much-needed storage room, a cupboard or wardrobe space without the worry of how much space a side hung door would need.





Oregon 4 panel



Oregon 4 panel flush bead bi-fold

To fit opening sizes

1981x610mm	26WOAK4FBI
1981x762mm	26WOAK4FBI



Cottage bi-fold

To fit opening sizes

1981x610mm	20WOAKFLBI
1981x762mm	26WOAKFLBI

SLIDING WARDROBE SYSTEM

Our stunning range of sliding wardrobe systems can be used to store your clothes, but also gives you the chance to transform unused living areas into valuable storage space, beautifully.





Shaker 4 panel

Four Easy Steps

With four easy steps to ordering the doors – measuring, matching, selecting and picking – it couldn't be simpler.

1. Measure your opening
2. Identify how many doors are required
3. Choose your 35mm thick doors
4. Pick your frame pack and select your architrave

Door width	No. of doors to order	Frame pack with traditional architraves	Frame pack with contemporary architraves	Width of opening
610mm (2'0")	2	WSYST12	WSYSC12	1258mm
686mm (2'3")	2	WSYST15	WSYSC15	1410mm
762mm (2'6")	2	WSYST15	WSYSC15	1562mm
838mm (2'9")	2	WSYST18	WSYST18	1714mm
610mm (2'0")	3	WSYST18	WSYSC18	1848mm
686mm (2'3")	3	WSYST24	WSYSC24	2076mm
762mm (2'6")	3	WSYST24	WSYSC24	2304mm

Height: 2056mm

Wardrobe system kit

Our sliding wardrobe system can be used with any JELD-WEN 35mm thick door.



Architrave

Choose from a traditional or contemporary architrave set.

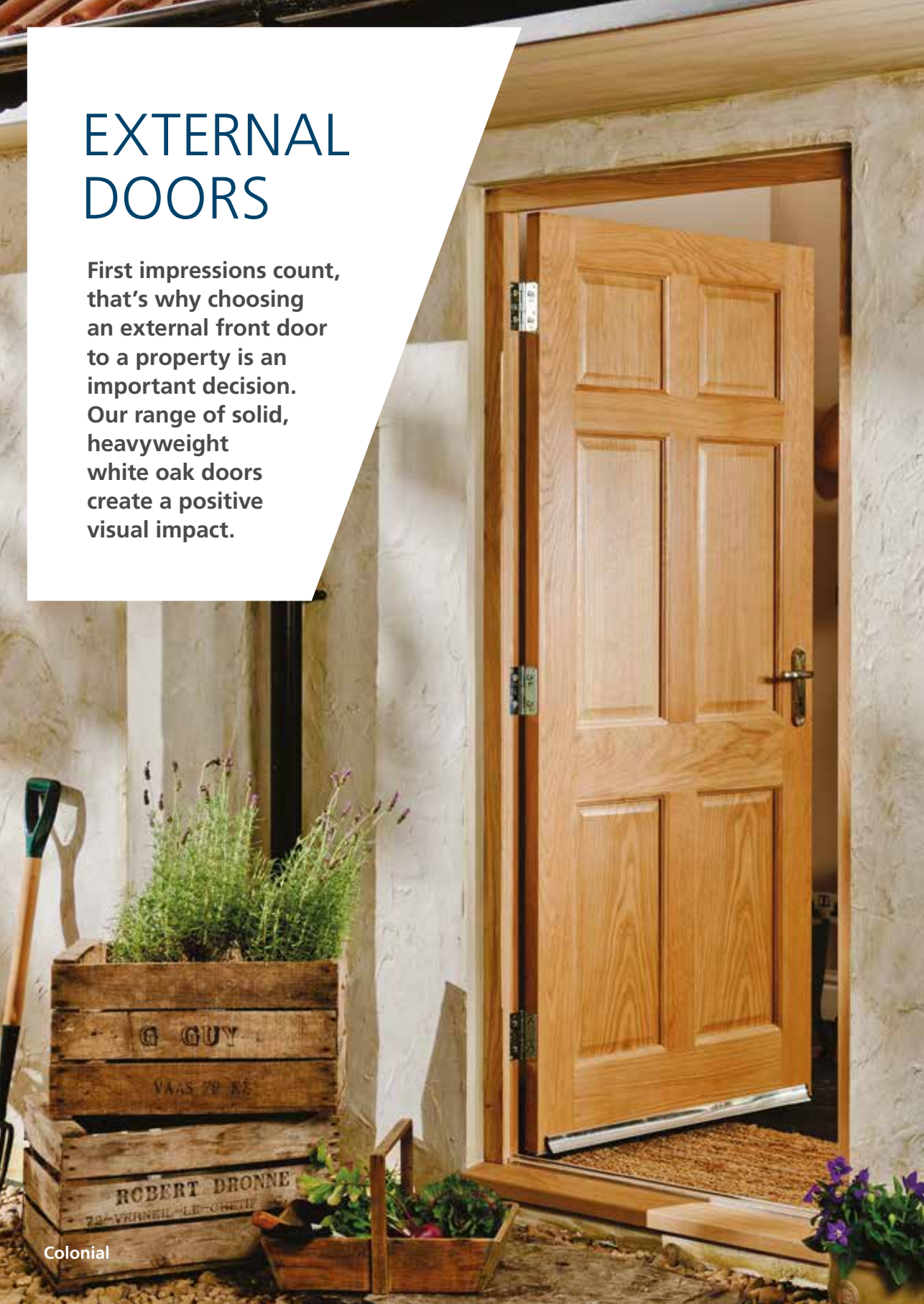
Traditional

Contemporary



EXTERNAL DOORS

First impressions count, that's why choosing an external front door to a property is an important decision. Our range of solid, heavyweight white oak doors create a positive visual impact.



EXTERNAL DOORS



Lexington

1981x838x44mm	29LEX
1981x914x44mm	30LEX
2032x813x44mm	28LEX



Lexington obscure glazed

1981x838x44mm	29LEX+DGO
1981x914x44mm	30LEX+DGO
2032x813x44mm	28LEX+DGO



Colonial

1981x762x44mm	26WOEVES
1981x838x44mm	29WOEVES
1981x914x44mm	30WOEVES
2032x813x44mm	28WOEVES



Croft panel

1981x838x44mm	29CROFT
1981x914x44mm	30CROFT
2032x813x44mm	28CROFT



Croft glazed

1981x762x44mm	26CRFT+TGL
1981x838x44mm	29CRFT+TGL
1981x914x44mm	30CRFT+TGL
2032x813x44mm	28CRFT+TGL



Radcliffe

1981x762x44mm	26BROOK+DGC
1981x838x44mm	29BROOK+DGC
1981x914x44mm	30BROOK+DGC
2032x813x44mm	28BROOK+DGC



EXTERNAL DOORS



Warwick

1981x762x44mm	26MEL+DGP
1981x838x44mm	29MEL+DGP
2032x813x44mm	28MEL+DGP



Garda

1981x838x44mm	29GARD
1981x914x44mm	30GARD
2032x813x44mm	28GARD



Garda obscure glazed

1981x838x44mm	29GARD+DGO
1981x914x44mm	30GARD+DGO
2032x813x44mm	28GARD+DGO



Gothic

1981x838x44mm	29GOTH+TGL
1981x914x44mm	30GOTH+TGL
2032x813x44mm	28GOTH+TGL



Pablo

1981x838x44mm	29PAB
1981x914x44mm	30PAB
2032x813x44mm	28PAB



Pablo obscure glazed

1981x838x44mm	29PAB+DGO
1981x914x44mm	30PAB+DGO
2032x813x44mm	28PAB+DGO



Chester obscure glazed

1981x838x44mm	29CHES+DGO
1981x914x44mm	30CHES+DGO
2032x813x44mm	28CHES+DGO



Woodhouse

1981x762x44mm	26THOR+DGP
1981x838x44mm	29THOR+DGP
1981x914x44mm	30THOR+DGP
2032x813x44mm	28THOR+DGP

EXTERNAL DOORS



Cottage

1981x762x44mm	26COTT
1981x838x44mm	29COTT
1981x914x44mm	30COTT
2032x813x44mm	28COTT



Lumina panel clear glazed

1981x762x44mm	26OE2XG+DGC
1981x838x44mm	26OE2XG+DGC




Lumina clear glazed

1981x762x44mm	26O10+DGC
1981x838x44mm	29O10+DGC



Woodhouse



Lumina clear glazed

Canberra French door
with marginal bar

PATIO DOORSETS

Transform a property and bring the outside in with a patio doorset. Our extensive range gives you many ways to open up your living space to the outside allowing you to let the light flood in.

For a wider choice of patio doorsets, see the main JELD-WEN catalogue.



Canberra premium solid oak folding sliding and French doors

These are a stunning pick from our premium range. The 54mm solid oak engineered door leaves fold and slide smoothly with a top operation, so they're as functional as they are beautiful. Plus, the traditional construction adds stability and strength to these elegant and versatile doors.



Canberra folding sliding patio doorset

Actual Frame Size Width x Height	No of doors	Door configuration when viewed from outside	Code
1794mm x 2094mm	2	2L* or 2R*	OCAN18-OFF
2094mm x 2094mm	3	2L1R or 1L2R	OCAN21-OFF
2394mm x 2094mm	3	2L1R or 1L2R	OCAN24-OFF
2994mm x 2094mm	4	3L1R or 1L3R OR 2L2R	OCAN30-OFF
3594mm x 2094mm	5	4L1R or 1L4R or 3L2R or 2L3R	OCAN36-OFF
4194mm x 2094mm	6	5L1R or 1L5R or 4L2R* or 2L4R* or 3L3R	OCAN42-OFF
4794mm x 2094mm	6	5L1R or 1L5R	OCAN48-OFF

Canberra French doorset

Side light

	Actual Frame Size Width x Height	Code	Actual Frame Size Width x Height	Code
Golden Oak Stained	1194mm x 2094mm	OCFD12X-OFF	300mm x 2094mm	OCFD30X-OFF
	1494mm x 2094mm	OCFD15X-OFF	450mm x 2094mm	OCFD45X-OFF
	1794mm x 2094mm	OCFD18X-OFF	600mm x 2094mm	OCFD60X-OFF

Canberra French marginal bar doorset

Side light

	Actual Frame Size Width x Height	Code	Actual Frame Size Width x Height	Code
Golden Oak Stained	1194mm x 2094mm	OCFD12XMB-OFF	300mm x 2094mm	OCFD30XMB-OFF
	1494mm x 2094mm	OCFD15XMB-OFF	450mm x 2094mm	OCFD45XMB-OFF
	1794mm x 2094mm	OCFD18XMB-OFF	600mm x 2094mm	OCFD60XMB-OFF

Oakfold oak veneer folding sliding and French doors

A more affordable oak veneer patio doorset. The fully reversible 44mm thick doors means they can be hung from either the left or right – whichever suits the room. The Oakfold range is unfinished for site decoration and is also available as a French door design.



Oakfold folding sliding patio doorset

Actual Frame Size Width x Height	No of doors	Door configuration when viewed from outside	Code
1794mm x 2094mm	3	3L or 3R	OAKSL1800
2394mm x 2094mm	3	3L or 3R	OAKSL2400
2994mm x 2094mm	4	3L1R OR 1L3R	OAKSL3000
3594mm x 2094mm	5	5L or 5R	OAKSL3600
4194mm x 2094mm	6	5L1R OR 1L5R	OAKSL4200
4794mm x 2094mm	6	5L1R OR 1L5R	OAKSL4800

Oakfold French doorset

	Actual Frame Size Width x Height	Code
Unfinished	1190mm x 2090mm	OFD12X
	1490mm x 2090mm	OFD15X
	1790mm x 2090mm	OFD18X

Darwin solid hardwood folding sliding and French doors

These 54mm thick, solid hardwood doors can be painted or stained and they're made to measure. They really are doors created just for your home. The Darwin is also available as a French door design.



Darwin folding sliding patio doorset

Actual Frame Size Width x Height	No of doors	Door configuration when viewed from outside	Code
1794mm x 2094mm	2	2L* or 2R*	HDAR18-HFF
2094mm x 2094mm	3	2L1R or 1L2R	HDAR21-HFF
2394mm x 2094mm	3	2L1R or 1L2R	HDAR24-HFF
2994mm x 2094mm	4	3L1R or 1L3R OR 2L2R	HDAR30-HFF
3594mm x 2094mm	5	4L1R or 1L4R or 3L2R or 2L3R	HDAR36-HFF
4194mm x 2094mm	6	5L1R or 1L5R or 4L2R* or 2L4R* or 3L3R	HDAR42-HFF
4794mm x 2094mm	6	5L1R or 1L5R	HDAR48-HFF

Darwin French doorset

	Actual Frame Size Width x Height	Code	Side light Actual Frame Size Width x Height	Code
Hardwood Painted in White	1194mm x 2094mm	HDFD12X-HFF	300mm x 2094mm	HDFD30X-HFF
	1494mm x 2094mm	HDFD15X-HFF	450mm x 2094mm	HDFD45X-HFF
	1794mm x 2094mm	HDFD18X-HFF	600mm x 2094mm	HDFD60X-HFF

Darwin French with marginal bar doorset

	Actual Frame Size Width x Height	Code	Side light Actual Frame Size Width x Height	Code
Hardwood Painted in White	1194mm x 2094mm	HDFD12XMB-HFF	300mm x 2094mm	HDFD30XMB-HFF
	1494mm x 2094mm	HDFD15XMB-HFF	450mm x 2094mm	HDFD45XMB-HFF
	1794mm x 2094mm	HDFD18XMB-HFF	600mm x 2094mm	HDFD60XMB-HFF

FINISHING ADVICE

We want you to get beauty that lasts with your JELD-WEN doors. So, to get the best finish for your customers, read our finishing advice and follow our top tips to help our doors sustain their timeless style.

Top tip

Avoid the most common cause of failure – excessive moisture penetration or warping by making sure that freshly plastered locations are completely dry, with no rapid change in humidity, when you're installing our timber products.

External doors and patio doorsets

Use a proprietary branded Hi-Build stain or paint along with manufacturer's instructions for any unfinished external joinery.

Remember... We want the doors to remain beautiful for as long as possible. And to ensure your guarantees remain valid:

- any unfinished external products including oak must be treated before exposure on site.
- not sealing products accordingly will invalidate any claims.

A light sanding between coats will provide the best finish. Allow adequate drying time between the coats.

Before you paint exterior joinery black or other dark colours, consider that the sun can shorten the lifespan of these finishes making them vulnerable to the elements. In areas of severe exposure, we suggest covering external doors with a porch, hood or canopy as well as the decorative protection. Then, to help stop the deterioration of the wood, keep up regular maintenance to the doors' construction and finish.

Take care not to apply paint or stain to weather strips, ironmongery, hinges or moving parts as this could damage to the performance of the doors.

We think it's essential, where it's needed, that our doors are fully sealed on the two faces and all edges, as well as any cut-outs for locks, handles, hinges and letter plates, etc in line with British Standards.

To get the most out of our products they should be fully decorated as soon they're taken out of wrapping. Before priming or sealing our doors, lightly sand any handling marks or variations and ensure the door is dust-free before you start any treatment. We also recommend that door sills are fully finished when they're installed.

You can help maintain the doors' natural beauty by not using wire wool or other sanding materials containing steel or iron.

JELD-WEN external joinery is not suitable for varnishes, waxes, polishes, dyes, oils including Danish Oil, yacht varnish or lacquers because these finishes don't protect our products.

Remember... Because the doors are made from a natural product, real timber, the colour can vary across each finished door.



Internal doors

We recommend that products are fully decorated as soon as they're taken out of wrappings to maintain best look.

Our real wood veneer door faces come already finished and the edges are left unfinished for trimming and finishing. We recommend a polyurethane varnish for this.

There's so much choice for finishes for white oak doors. They can be finished with paint, stain, varnish or lacquer. For a natural finish opt for a good quality clear varnish.

Remember... JELD-WEN internal joinery is not suitable for waxes, polishes, dyes and oils etc. Please refer to manufacturer's instructions.

JELD-WEN FINISHING OPTIONS

Exterior doors

All exterior timber doors are supplied unfinished ready for Hi-Build paint or stain finish.

Patio doorsets

Oak Canberra and hardwood Darwin

The premium oak Canberra is supplied fully finished in golden oak stain as standard and there is also a dark oak stain available to order.

The hardwood Darwin is supplied fully finished in Hi-Build white paint as standard. golden oak stain and other paint and stain options are available, see the JELD-WEN main catalogue for full details.

Oakfold

The Oakfold patio doorset is supplied unfinished ready for site decoration.

Interior doors

Most of our door products are supplied unfinished as standard.

All our real wood veneer doors are fully finished as standard. That means you don't need to decorate the door faces. The door edges need finishing with a clear lacquer or varnish just to seal them.

GENERAL SPECIFICATION

We want your customers to get the most out of our JELD-WEN doors so they can fully appreciate their timeless style. Get the best results with our top tips about our general specification.

Measuring and tolerances

Because external doorsets are shown in the catalogue as **actual frame size**, leave a tolerance to allow the frame to fit (deduction from the brickwork size). This will vary depending on whether it's new build or replacement and how it's being installed. The deduction is made from the total brickwork width and height, not per side. To cover most eventualities we recommend a 12mm deduction.

Remember... A JELD-WEN external doorset is shown in the catalogue as actual frame size.

Performance and testing

JELD-WEN products undergo rigorous testing processes for security, safety, environmental, durability, load bearing and weather resistance to ensure they meet the highest standards.

JELD-WEN products are tested for exposure categories and their performance is declared. It is the customers' responsibility to check that the declared performance meets the requirements for their project. If you are unsure of your requirements please contact JELD-WEN.

Internal fire doors – BWF Certifire Scheme

All JELD-WEN fire doors are manufactured under the BWF-CERTIFIRE scheme. All doors have a unique identification number which can be traced back to date of manufacture and is printed on the label which is placed on the top edge of the door. The label should never be removed as it is there for traceability.



Doors are FD30/FD60 when fitted in an appropriate frame with intumescent strips in jambs and head or top and long edges of door in accordance with the instructions.

Fire door installation instructions are available to download on our website www.jeld-wen.co.uk

If you require a fire door glazing or aperturing, JELD-WEN supply doors to a network of licensed processors certificated under the BWF-CERTIFIRE scheme to complete this work. Please refer to the latest data sheets available on our website to check the aperture you require is allowed under that door construction.

Please refer to the BWF-CERTIFIRE directory for details of your nearest licensed processor www.bwfcertifire.org.uk

CE marking

JELD-WEN external doorsets are CE marked.



Responsibility

At JELD-WEN we have a sustainable, renewable timber sourcing policy and are extremely proud to have received FSC® and PEFC multi-site chain of custody certification. All white oak and real wood veneer doors are FSC® certified as standard along with white oak external doors and patio doorsets.



Forest Stewardship Council® (FSC) certification ensures responsible sourcing of timber.



Programme for the Endorsement of Forest Certification (PEFC) certification ensures responsible sourcing of timber.







COMMITMENTS & GUARANTEES

We offer the following guarantees on our doors:

Internal and External doors

 <p>10 Year Guarantee MANUFACTURING JW</p> <p>10 year guarantee against manufacturing defects</p>	 <p>10 Year Guarantee GLASS JW</p> <p>10 year guarantee on double or triple glazed unit failure on factory glazed exterior doors and doorsets</p>
---	---

Patio doorsets

 <p>10 Year Guarantee MANUFACTURING JW</p> <p>10 year guarantee against manufacturing defects</p>	 <p>10 Year Guarantee GLASS JW</p> <p>10 year guarantee on double or triple glazed unit failure on factory glazed exterior doors and doorsets</p>	 <p>30 Year Guarantee SOLID OAK JW</p> <p>30 years guarantee against rot and fungal attack on hardwood and solid oak patios (Canberra only)</p>	 <p>10 Year Guarantee HARDWARE JW</p> <p>10 year hardware</p>	 <p>30 Year Guarantee ROT & FUNGAL JW</p> <p>30 years guarantee against rot and fungal attack on hardwood patios (Canberra and Darwin)</p>	 <p>2 Year Guarantee MANUFACTURING JW</p> <p>2 years guarantee against rot and fungal attack, manufacturing defects, hardware and glazing (Oakfold)</p>
--	--	--	--	---	--

Of course these are void when surface finishes or faults are caused by wilful or neglectful damage or by excessive wear and tear. Shattering glass because of the thermal stress and other non-product related issues aren't covered under these guarantees. All relevant guarantees have been added to individual product pages.

Remember...

JELD-WEN don't accept responsibility for products that are cut down to size after receipt, or where structural strength is impaired following improper fitting of doors or hardware.

For more information on our commitments and guarantees, please refer to the main catalogue.



To view our full range
or order our latest catalogue
visit www.jeld-wen.co.uk
or call **0845 122 2891**

